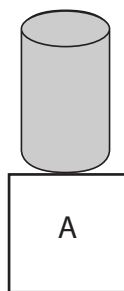
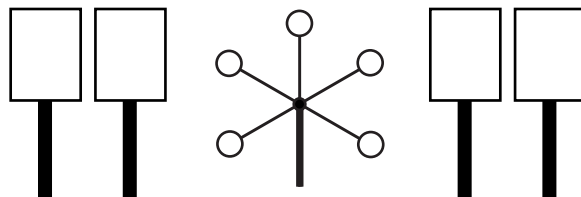


Smokin' Star



SCORING...Shots Unlimited

TARGETS...4 plates and 1 Texas Star.

ROUNDS...25

START...Audible

STOP...Last Shot

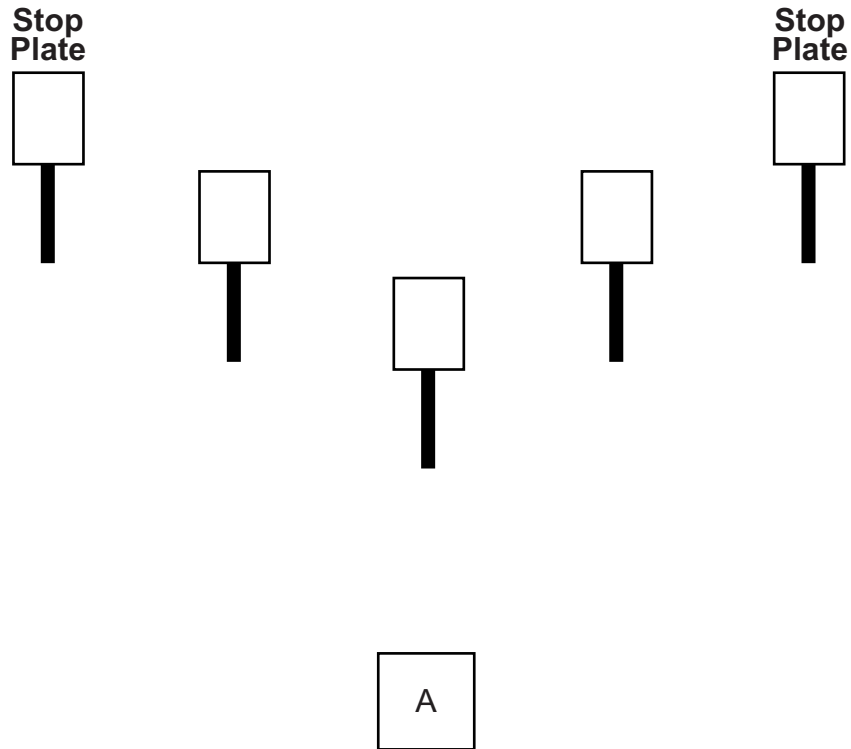
START POSITION...Standing in box A facing downrange with hands relaxed at sides.

STAGE PROCEDURE...At signal engage the 4 rectangle plates and 1 round plate on the Texas Star from box A. Perform a mandatory reload and engage the 4 rectangle plates and 1 round plate on the Texas Star from box A. Perform a mandatory reload and engage the 4 rectangle plates and 1 round plate on the Texas Star from box A. Perform a mandatory reload and engage the 4 rectangle plates and 1 round plate on the Texas Star from box A. Perform a mandatory reload and engage the 4 rectangle plates and 1 round plate on the Texas Star from box A.

PLATES MAY BE ENGAGED IN ANY ORDER AND THE STAR PLATES MUST FALL TO SCORE.

Note...ammo may be placed on barrel.

Sound Barrier



SCORING...Shots Unlimited

TARGETS...5 steel

ROUNDS...25 minimum

START...audible

STOP...last shot

START POSITION...Wrists above shoulders

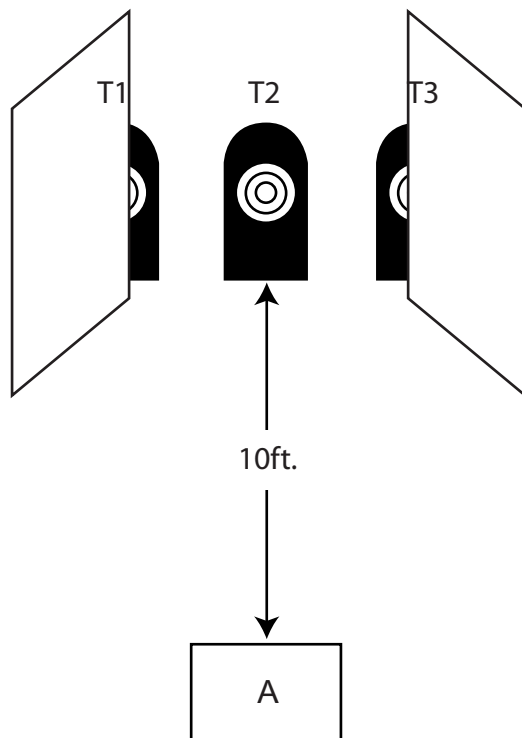
**STAGE PROCEDURE...At signal engage targets engaging Stop Plate last from box A.
5 strings...keep the best 4 strings.**

Penalties...

5 seconds per miss, 30 seconds maximum.

Note: You have a choice of Stop Plate.

Speed Shoot ?



SCORING...Shots Limited

TARGETS...3 paper

ROUNDS...27

START...Audible

STOP...Last Shot

START POSITION...Standing in box A facing uprange with wrists above shoulders and toes touching frame of box.

STAGE PROCEDURE...

At signal turn and engage T1-T3 with one round each.

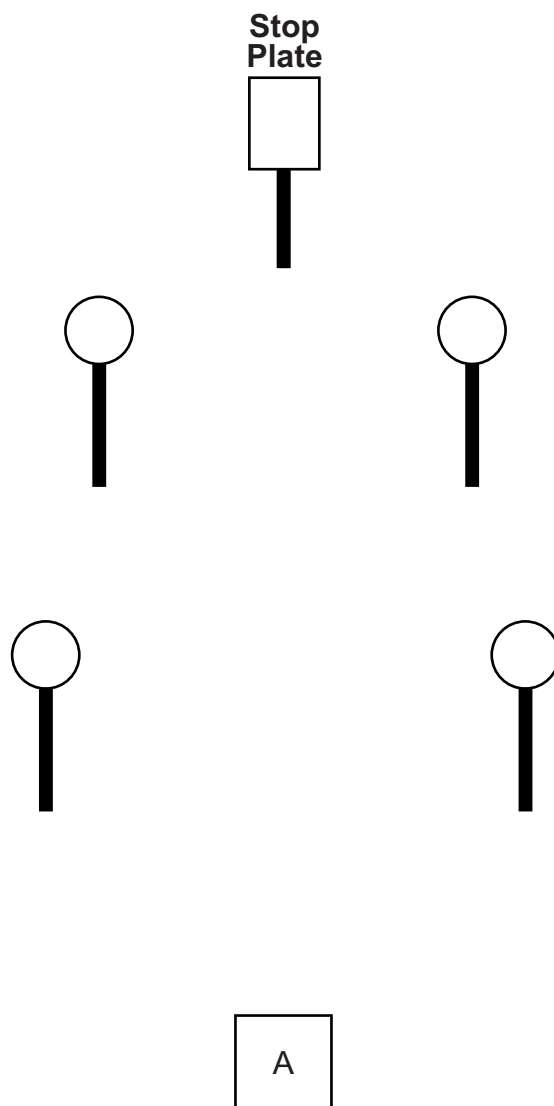
Reengage T1-T3 with one round each.

Mandatory reload and engage T1-T3 with two rounds each.

Mandatory reload and engage T1-T3 with two rounds each.

Mandatory reload and engage T1-T3 with three rounds each.

Down the Middle



SCORING...Shots Unlimited

TARGETS...5 steel

ROUNDS...25 minimum

START...audible

STOP...last shot

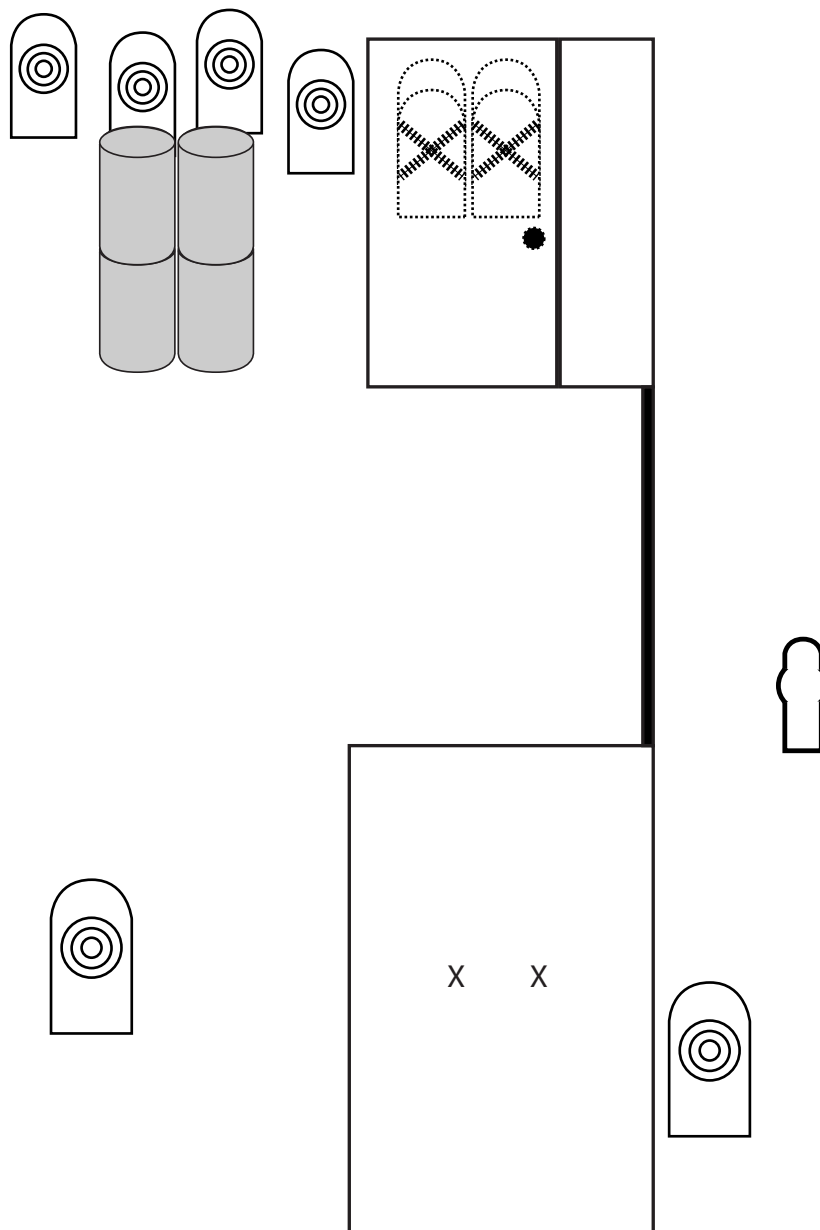
START POSITION...Wrists above shoulders

**STAGE PROCEDURE...At signal engage targets engaging Stop Plate last from box A.
5 strings...keep the best 4 strings.**

Penalties...

5 seconds per miss, 30 seconds maximum.

Clam Chowder



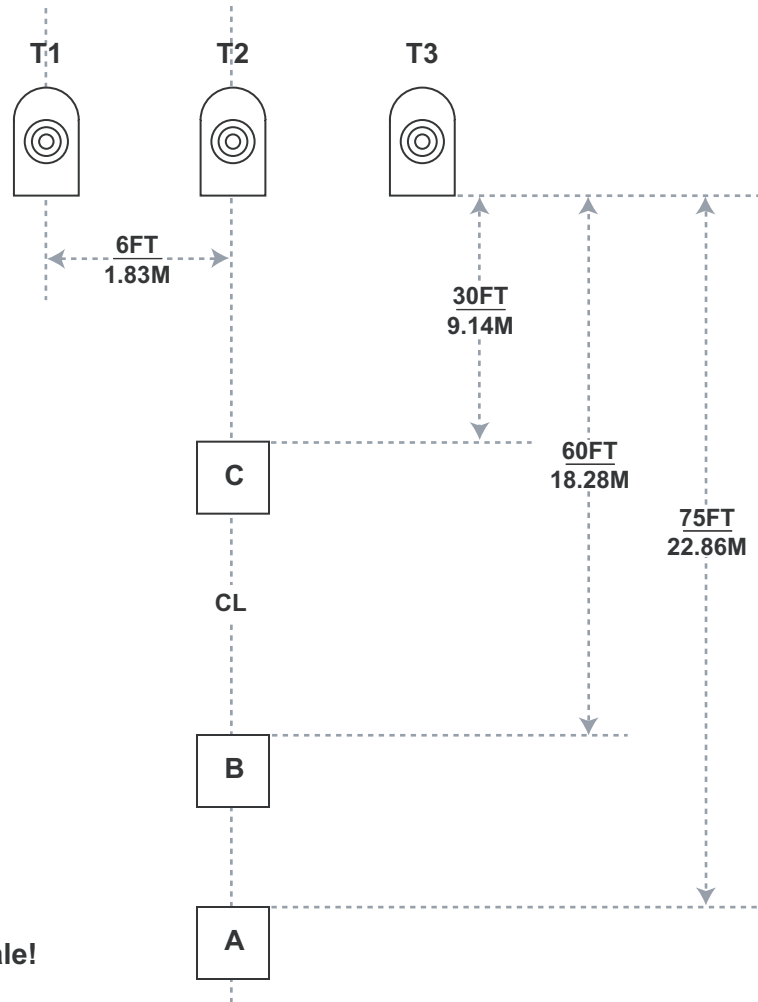
SCORING...Shots Unlimited
TARGETS...8 paper and 1 Pepper Popper
ROUNDS...17

START...Audible
STOP...Last Shot

START POSITION...Hands flat on Xs.

STAGE PROCEDURE...At signal engage targets as you see them.
Clamshells are activated by opening door and Clamshell targets may only be engaged after opening door.

Exercise One Two Three



Drawing is Not to Scale!

Start Position: All strings - standing in shooting box, facing downrange, hands relaxed at sides.

Procedure:

String 1: From Box A, at start signal engage T1 thru T3 with only two (2) rounds each in any order.

String 2: From Box B, at start signal engage only T1 and T3 with only three (3) rounds each in any order.

String 3: From Box C, at start signal engage only T2 with with only three (3) rounds, then perform a mandatory reload and re-engage only T2 with only three (3) rounds.

Scoring: Shots Limited

Targets: 3 NRA D-1 paper

Rounds: 18 maximum

Start: Audible

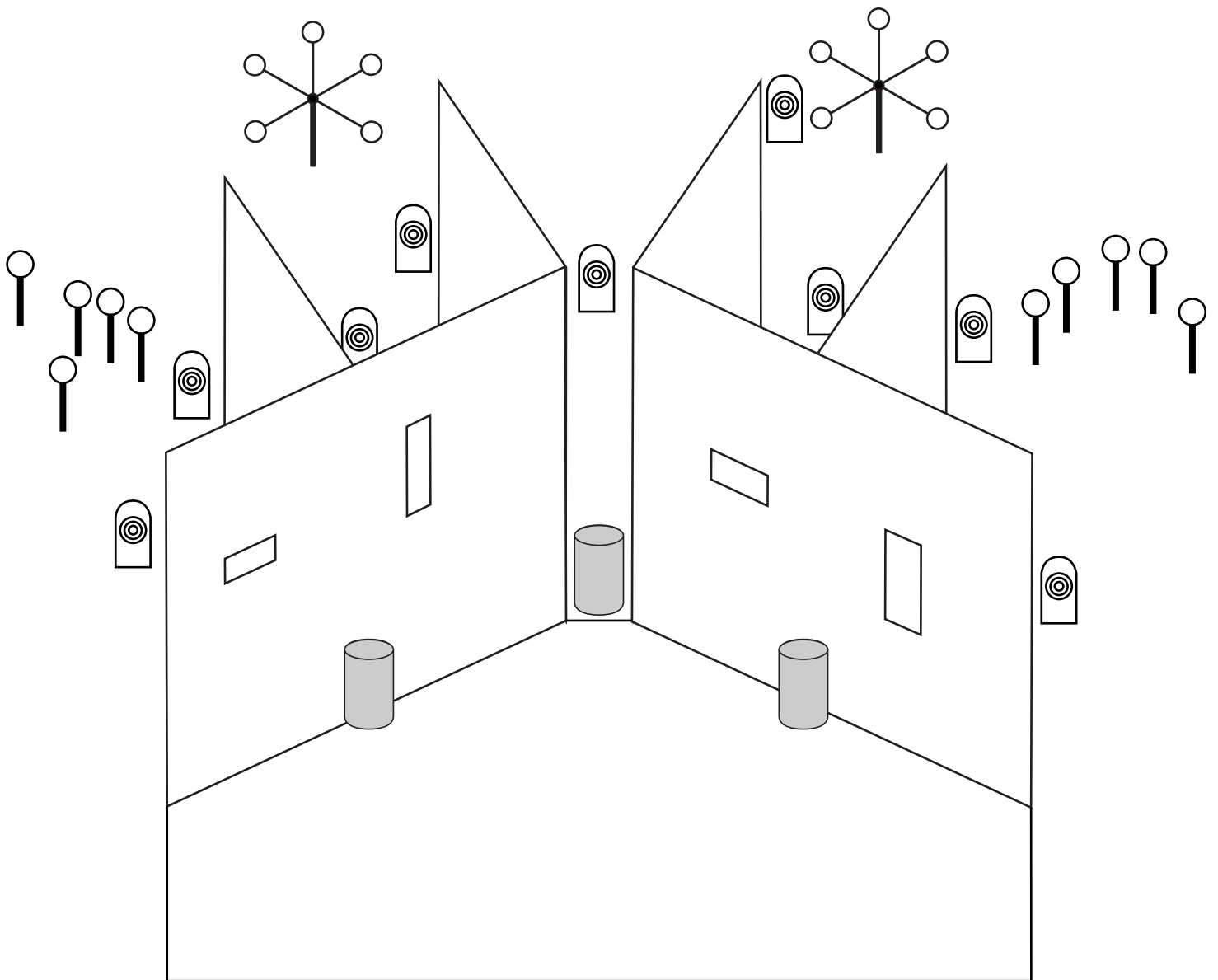
Stop: Last shot

Penalties: Per the ICORE rulebook. Foot faults, extra shots, extra hits, procedurals and misses +5 seconds per occurrence.

Stage Setup: Place targets per drawing dimensions. Set targets T1 thru T3 at standard height with top of target 1.65 m (5 feet 6 inch) +/- 5cm (2 inches) from ground. Alignment is shown to centerlines of boxes and targets, unless otherwise noted.

Shooting boxes are approximately 1m x 1m (3 feet x 3 feet).

Carnival II



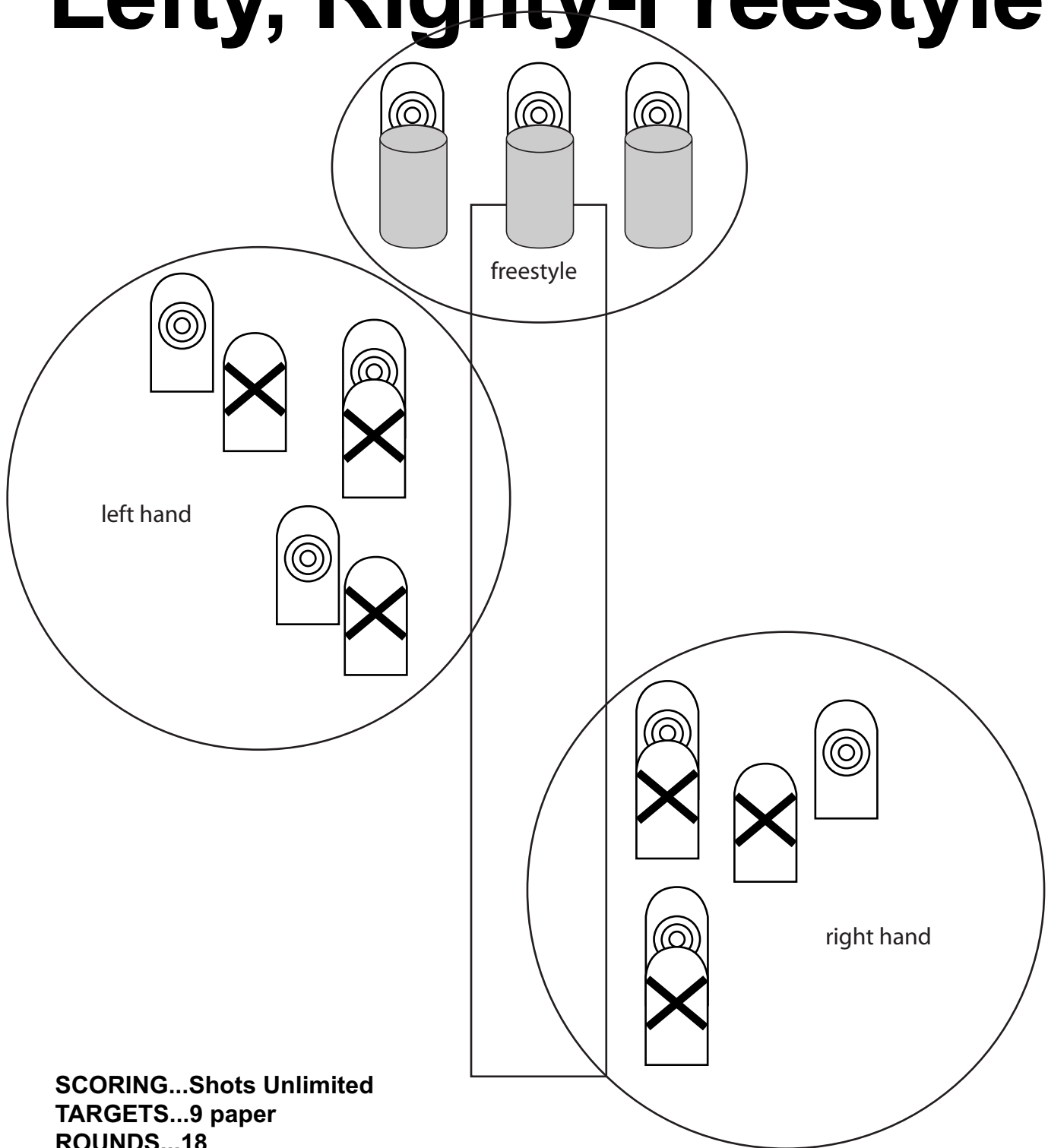
SCORING...Shots Unlimited
TARGETS...9 paper, 2 Texas Stars and 10 plates.
ROUNDS...38

START...Audible
STOP...Last Shot

START POSITION...Standing in shooting area facing downrange with hands flat on a barrel.

STAGE PROCEDURE...At signal engage targets as you see them from shooting area.
Ammo may be placed on barrels.

Lefty, Righty-Freestyle



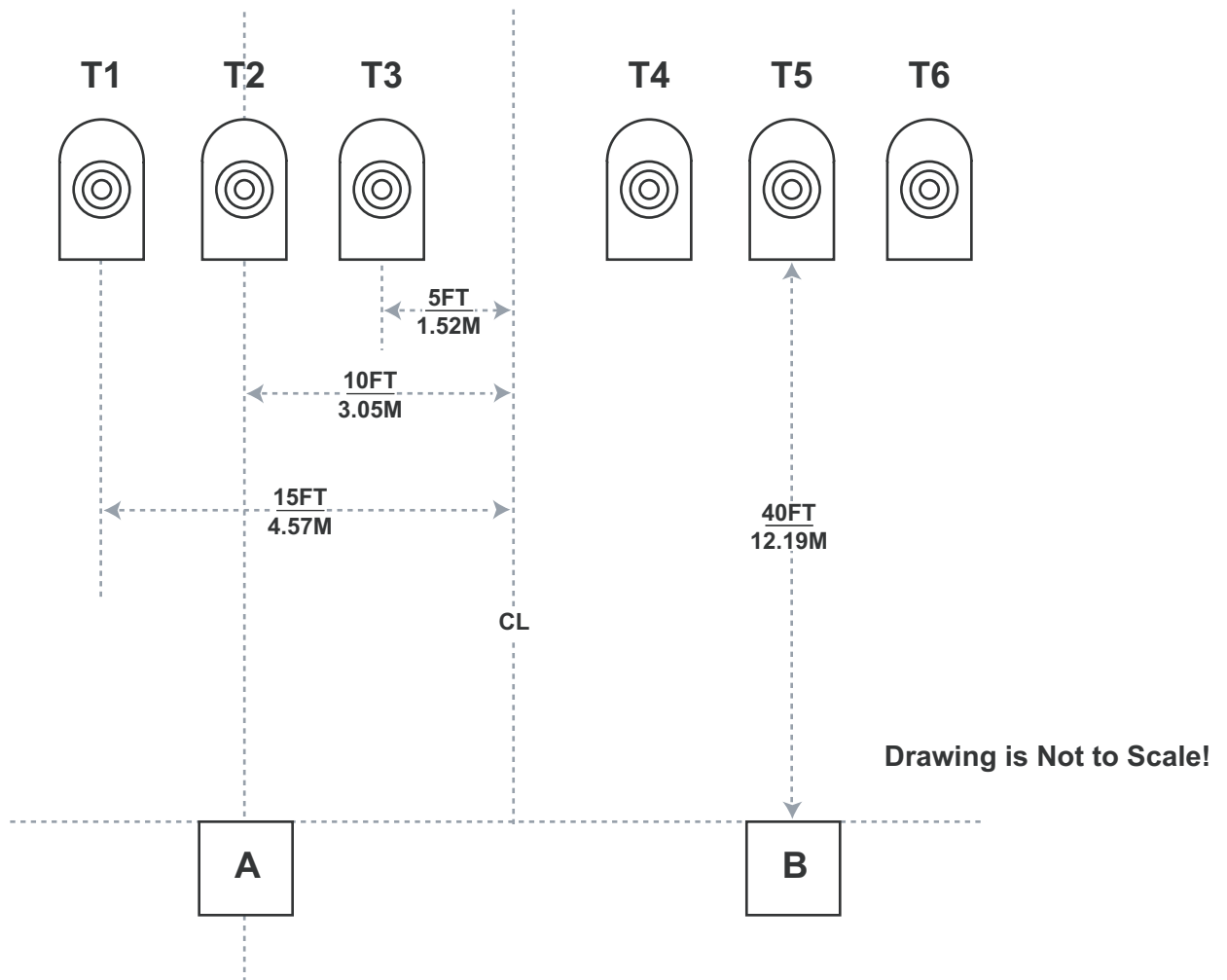
SCORING...Shots Unlimited
TARGETS...9 paper
ROUNDS...18

START...Audible
STOP...Last Shot

START POSITION...Standing outside of shooting area facing downrange with hands relaxed at sides.

STAGE PROCEDURE...At signal engage targets on left with left hand only, engage targets on right with right hand only and targets behind barrel freestyle.

Long Shot



Start Position: Standing in Box A or Box B, facing downrange, hands above respective shoulders.

Procedure:

At start signal engage appropriate targets, then move to other box and engage appropriate targets. From Box A, engage only T1 thru T3 with only two (2) rounds each in any order. From Box B engage only T4 thru T6 with only two (2) rounds each in any order.

Scoring: Shots Limited

Targets: 6 NRA D-1 paper

Rounds: 12 maximum

Start: Audible

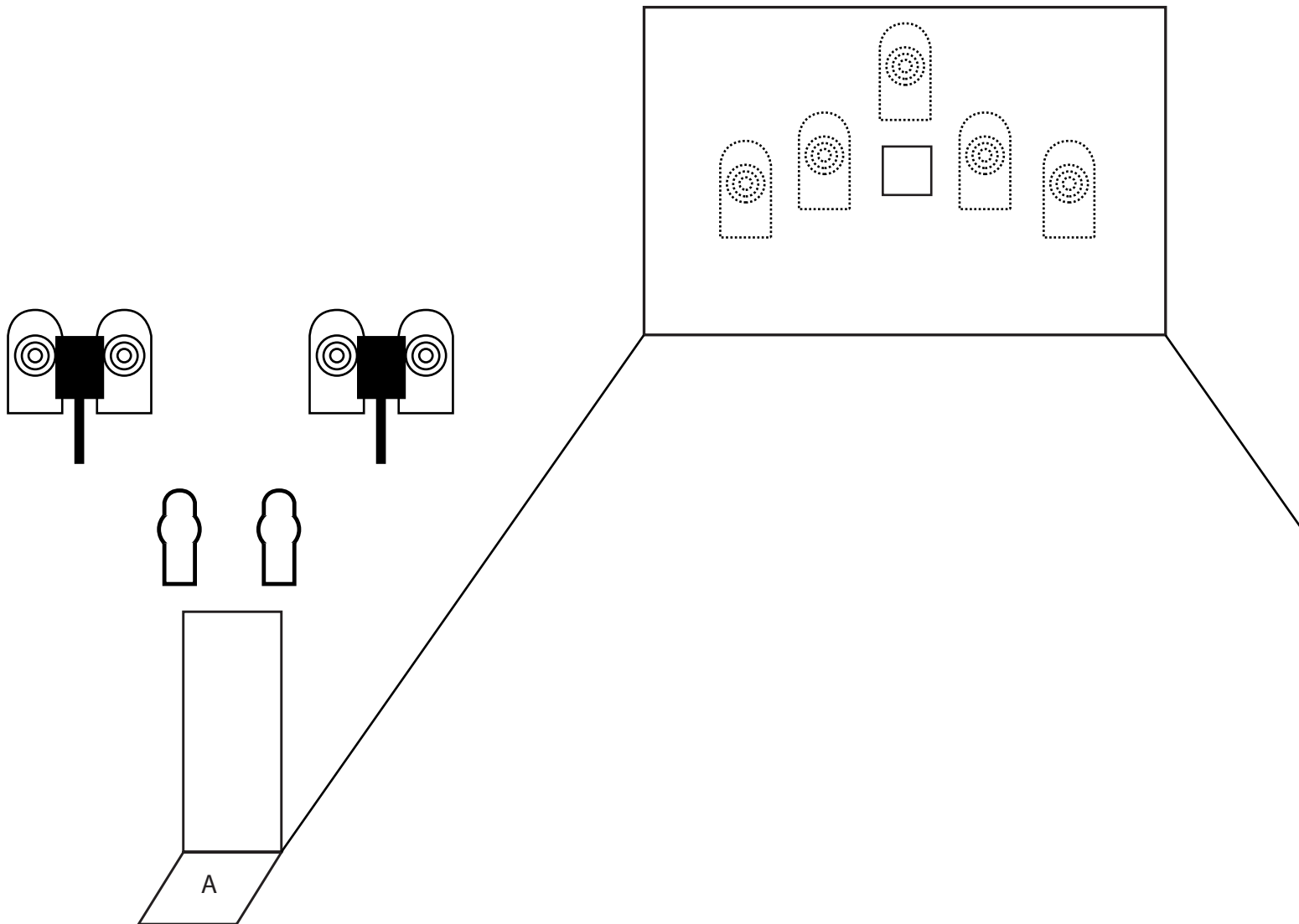
Stop: Last shot

Penalties: Per the ICORE rulebook. Foot faults, extra shots, extra hits, procedurals and misses +5 seconds per occurrence.

Stage Setup: Place targets per drawing dimensions. Set targets T1 thru T6 at standard height with top of target 1.65 m (5 feet 6 inch) +/- 5cm (2 inches) from ground. Alignment is shown to centerlines of boxes and targets, unless otherwise noted.

Shooting boxes are approximately 1m x 1m (3 feet x 3 feet) .

Pay Me Now or Pay Me Later



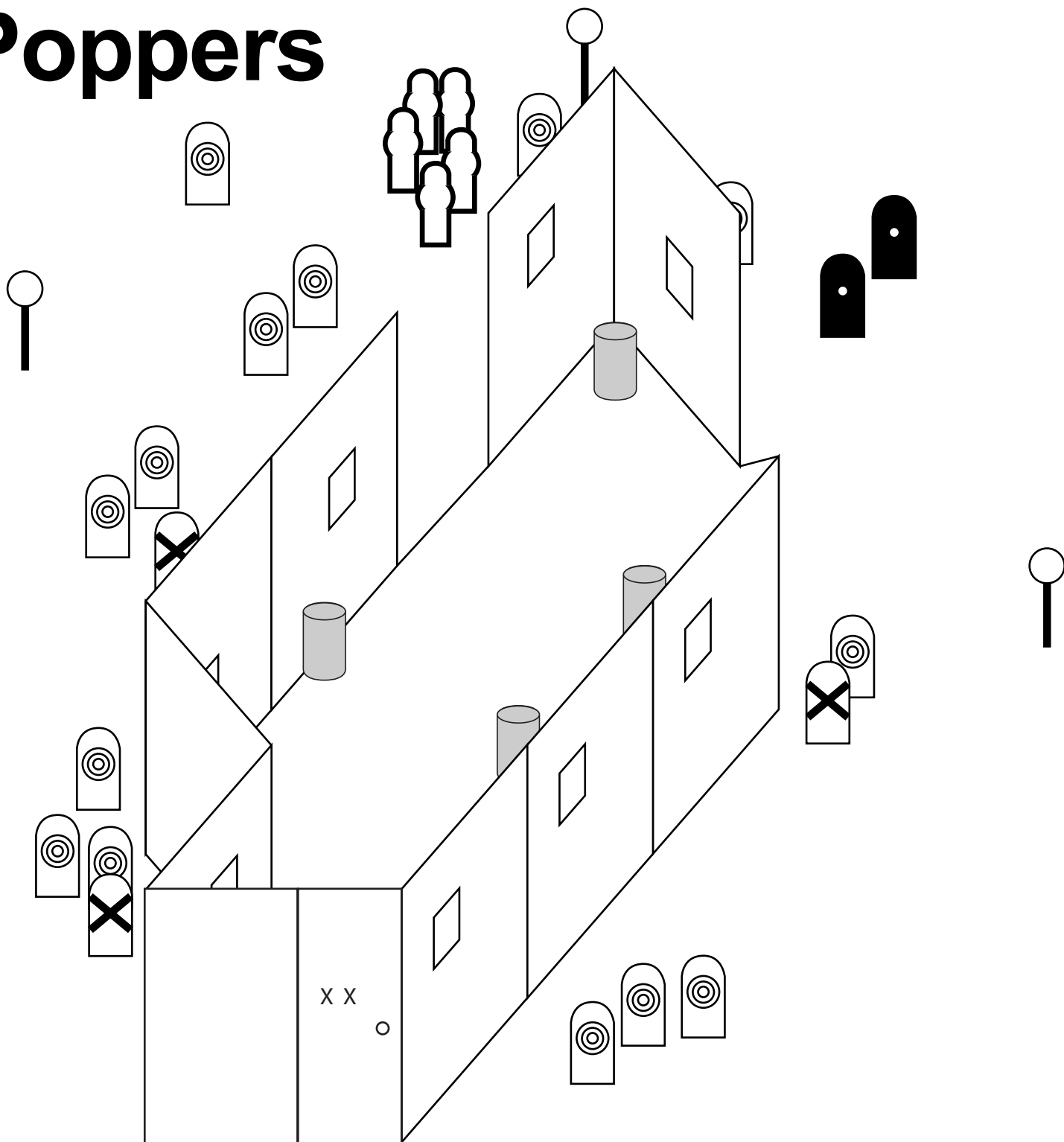
SCORING...Shots Unlimited
TARGETS...9 paper and 2 Pepper Poppers
ROUNDS...20

START...Audible
STOP...Last Shot

START POSITION...Standing in box A facing downrange with hands flat on barricade.

STAGE PROCEDURE...At signal engage Pepper Poppers from box A only. Balance of targets may be engaged as you see them from shooting area.

Poppers



SCORING...Shots Unlimited

TARGETS...14 paper, 5 plates and 5 Pepper Poppers

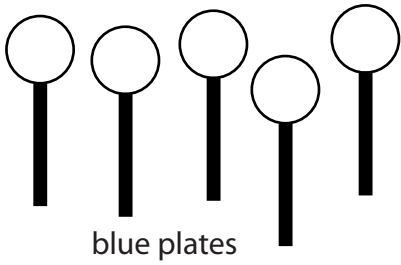
ROUNDS...38

START...Audible

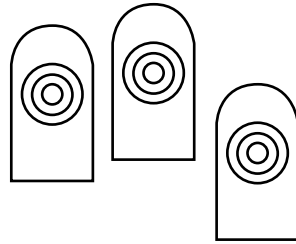
STOP...Last Shot

START POSITION...Standing in front of door with hands flat on Xs.

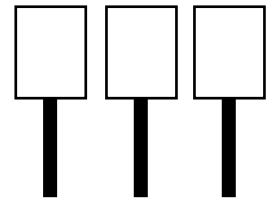
STAGE PROCEDURE...At signal open door and after crossing threshold, engage targets as you see them from shooting area. Ammo may be placed on barrels.



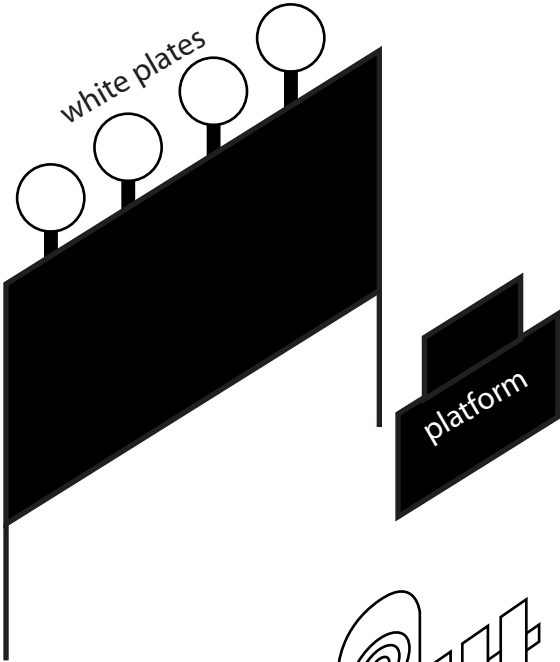
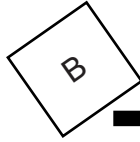
blue plates



red plates



Over the River & Through the Woods



SCORING...Shot Unlimited
TARGETS...12 paper/12 plates
ROUNDS...36

START...Audible
STOP...Last Shot

START POSITION...Standing in box A. Hands flat on barrel.

STAGE PROCEDURE...Engage red plates through the barrel from box A, white plates from platform and blue plates from box B. Engage balance of targets as you see them.

