

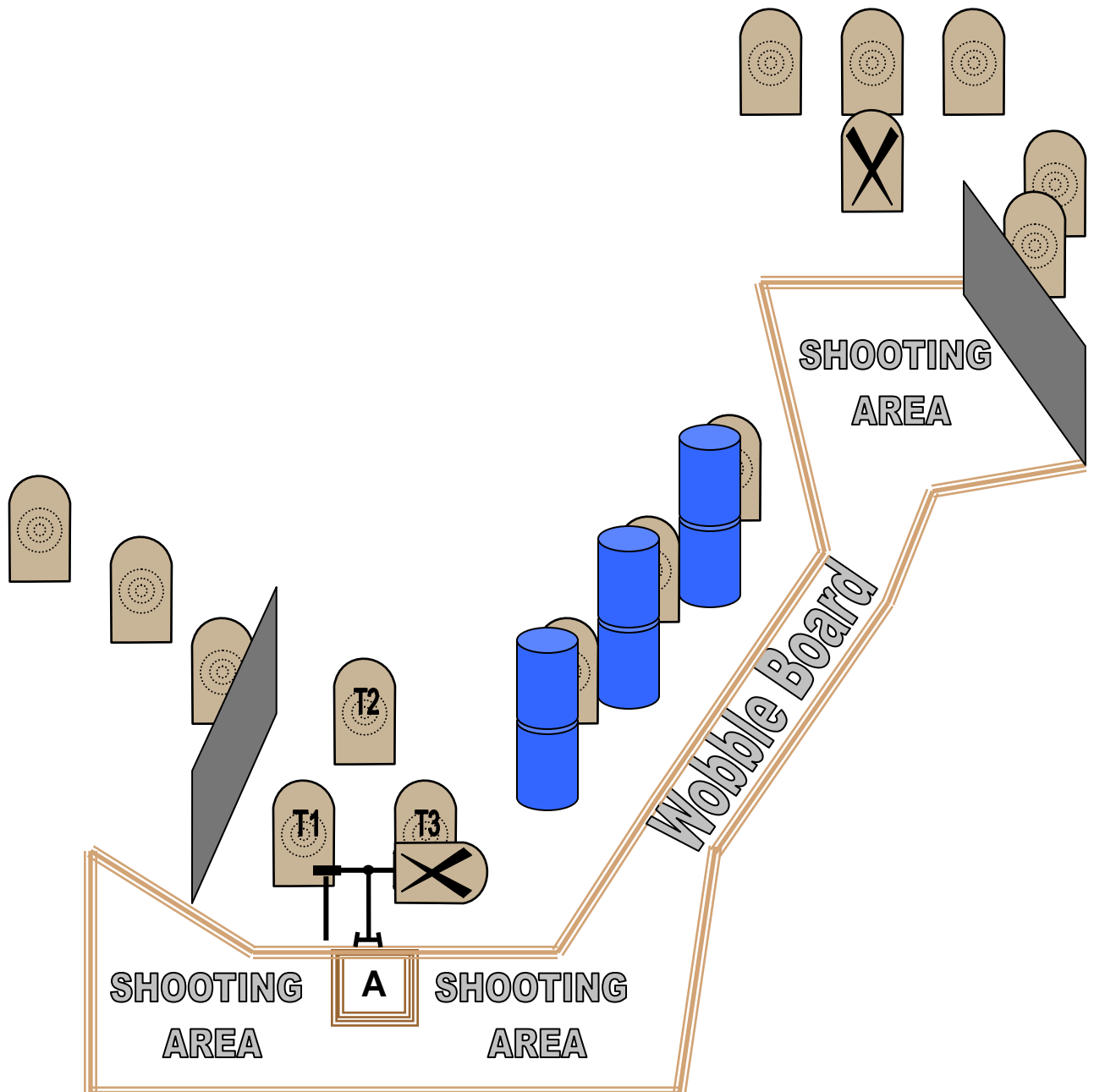
### Move or Post Up

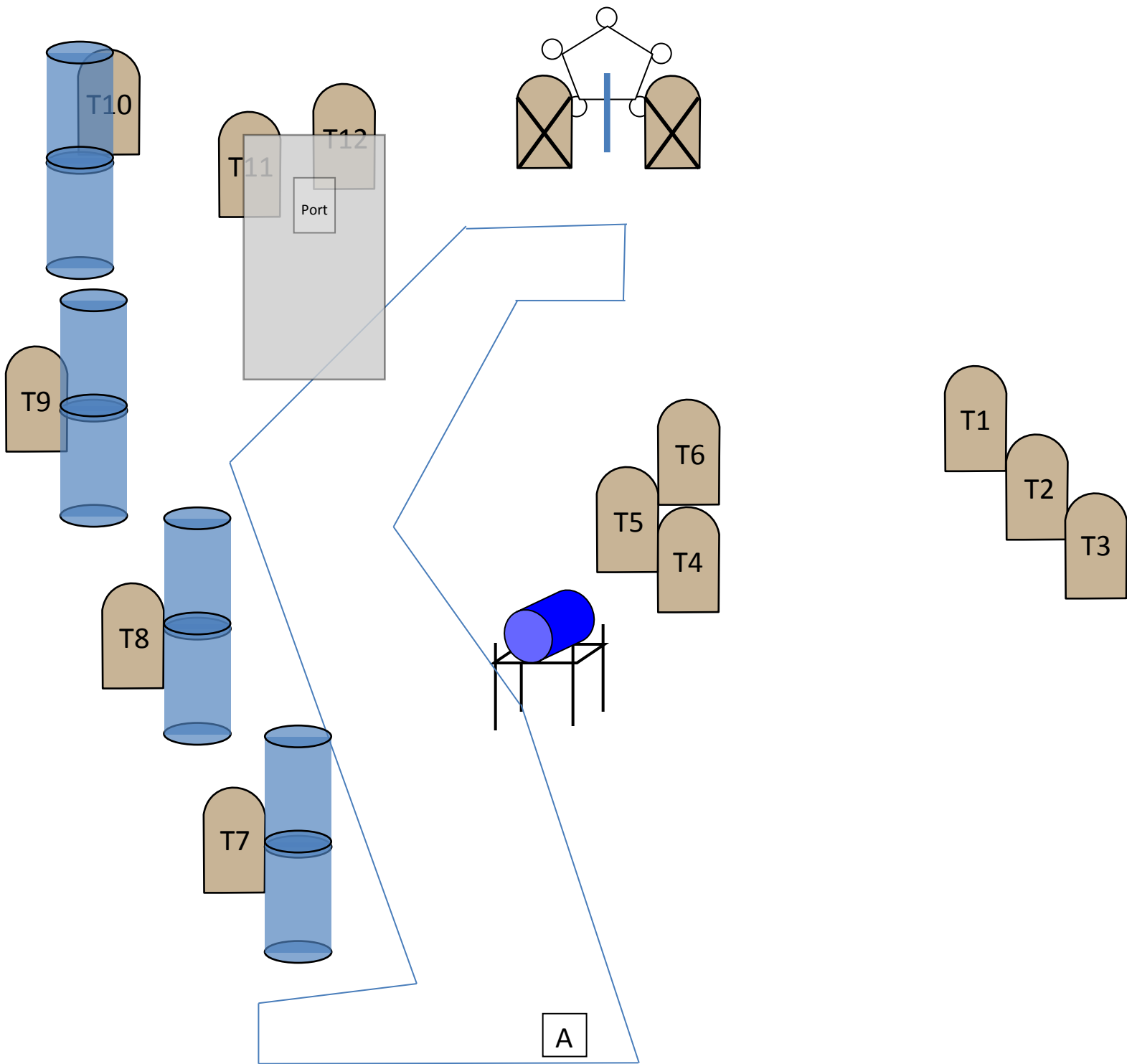
<b>Scoring:</b>	Shots Unlimited	<b>Targets:</b>	9 NRAD-1, 5 falling steel plates, 1 Texas Star
<b>Min Rounds:</b>	28	<b>Penalties:</b>	Per ICORE Rulebook
<b>Start Signal:</b>	Audible	<b>Min. Distance:</b>	6 feet
<b>Stop Signal:</b>	Last Shot	<b>Max. Distance:</b>	80 feet
<b>Start Position:</b>	Standing in Box A, facing up range, hands at sides, gun loaded and holstered.		
<b>Procedure:</b>	On the signal, engage targets as they become visible from inside the shooting area. S1 – S5 must be engaged from box A only, T4 – T6 through the barrel, T7 – T9 weak hand only through the port.		

## What's Down That Way?

Shooter will start in Box A facing downrange holding swinger parallel to ground in either direction with the STRONG HAND. At the signal, release swinger, draw and engage T1-T3 with at least 2rds each in any order from Box A. Then engage all other targets as they appear with at least 2rds each as they appear from within the shooting area.

- NOTES:**
- SHOTS UNLIMITED – Best 28 hits scored
  - (14) NRA D-1 Paper (2) NO SHOOT
  - T1 – T3 MUST be engaged from within Box A
  - Reload as necessary
  - Penalties per ICORE rulebook
  - Range of engagement: approx 1 to 15 yards





## Evil Stage Idea

Stage design: Mark Hicks

**Scoring:** Shots Unlimited

**Targets:** 12 NRAD-1, 1 Texas Star (5 falling plates)

**Min Rounds:** 28

**Penalties:** Per ICORE Rulebook

**Start Signal:** Audible

**Min. Distance:** 5 yards

**Stop Signal:** Last Shot

**Max. Distance:** approx. 30 yards

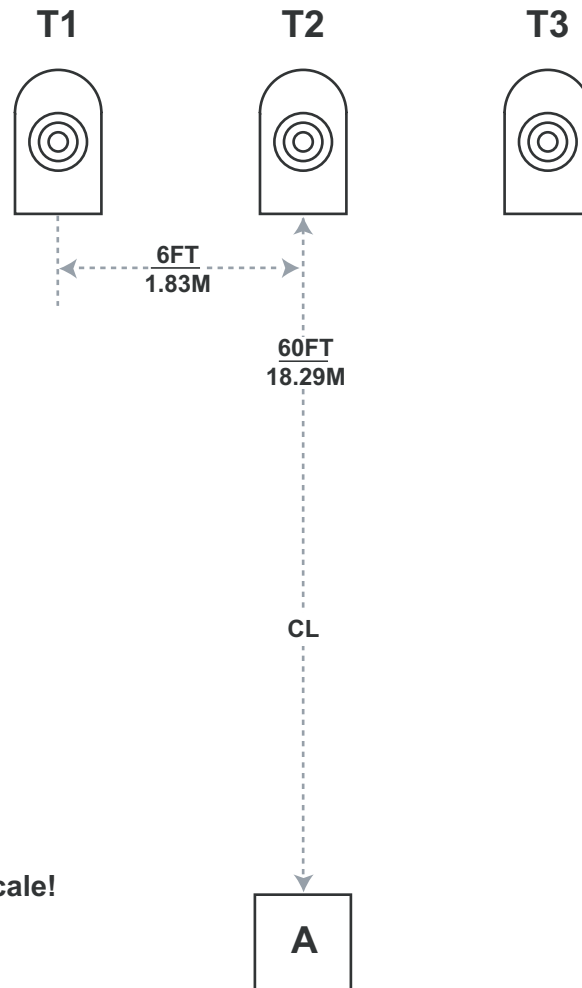
**Start Position:** Standing in Box A, facing down range, hands at sides, gun loaded and holstered.

**Procedure:** On the signal, engage T1, T2 and T3 from Box A only, T4, T5 and T6 through the barrel only and all remaining targets from within the shooting area in any order, 2 shots minimum on paper and steel until it falls.



# Stop the Insanity

**CS-023**  
Designed by  
Steven Bressan



**Drawing is Not to Scale!**

## **Start Position:**

**String 1:** Standing in Box A, facing downrange, hands relaxed at sides.

**String 2:** Standing in Box A, facing uprange, hands above respective shoulders.

## **Procedure:**

String 1: At start signal engage T1 thru T3 with only two (2) rounds each in any order, perform a mandatory reload and re-engage T1 thru T3 with only two (2) rounds each in any order.

String 2: At start signal, assume mandatory prone position and engage T1 thru T3 with only two (2) rounds each in any order.

**Scoring:** Shots Limited

**Targets:** 3 NRA D-1 paper

**Rounds:** 18 maximum

**Start:** Audible

**Stop:** Last shot

**Penalties:** Per the ICORE rulebook. Foot faults, extra shots, extra hits, procedurals and misses +5 seconds per occurrence. Failure to go prone incurs a single procedural.

**Stage Setup:** Place targets per drawing dimensions. Set targets T1 thru T3 at standard height with top of target 1.65 m (5 feet 6 inch) +/- 5cm (2 inches) from ground. Alignment is shown to centerlines of boxes and targets, unless otherwise noted.

Shooting boxes are approximately 1m x 1m (3 feet x 3 feet).