




North Valley Shooters Association  
**Left or Right!**  
 Course Designer: Wendy Hamby,

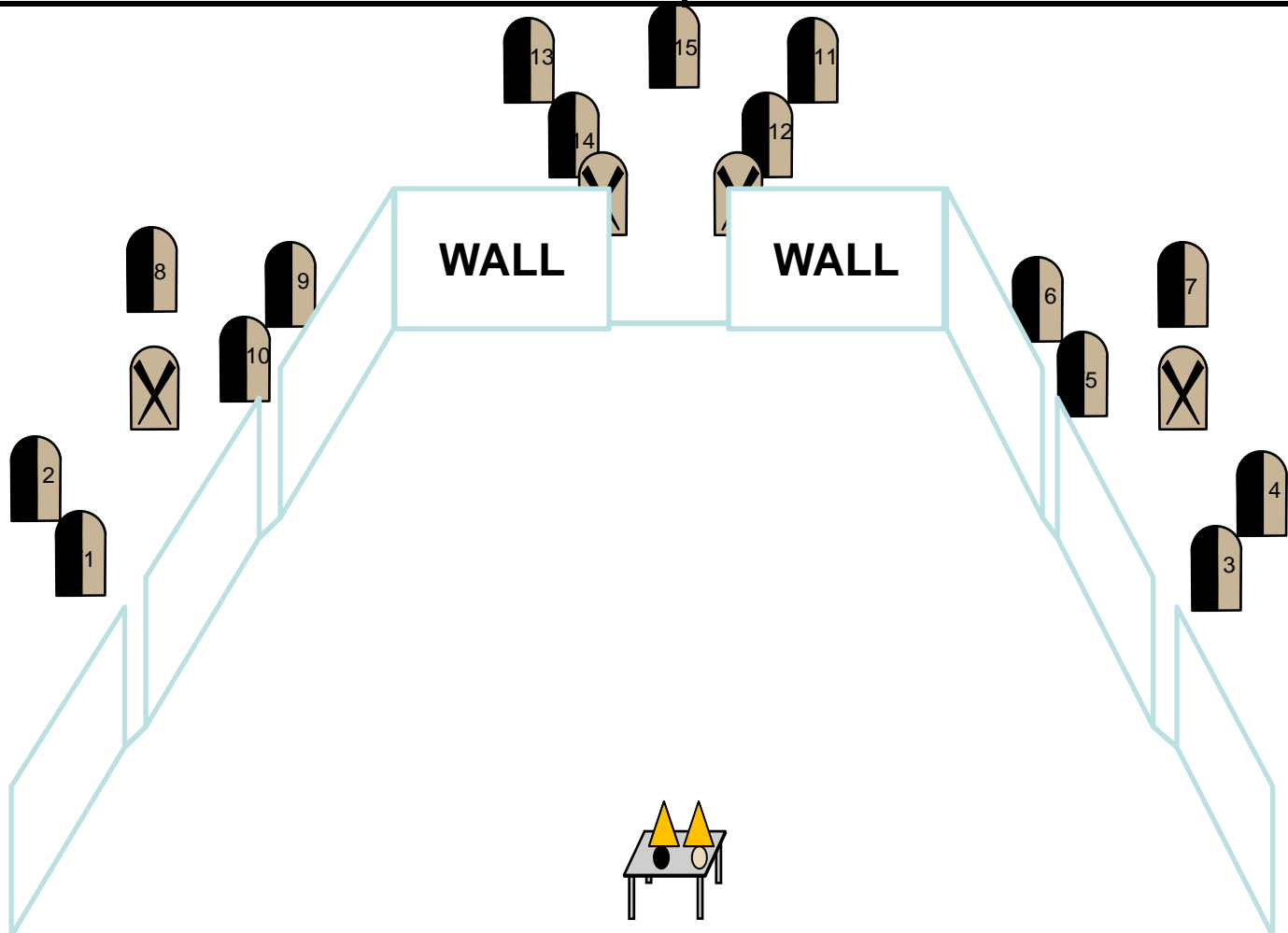


**STAGE PROCEDURE:** In any order, Engage targets from within the shooting area. Only hits on target that match your color drawn will score. Hits on non-scoring color will not count.

**START POSITION:** Standing in shooting area facing up-range at table hands relaxed at side with gun loaded and holstered. At signal lift a single cup to reveal your color to engage.

**STRINGS:** 1  
**SCORING:** Shots Unlimited 30 rounds min.  
**TARGETS:** 15 ICORE, 4 NT  
**RANGE:** 2-25 yards  
**SCORED HITS:** Best 2 on paper  
**START-STOP:** Audible - Last shot  
**RULES:** Current ICORE Rulebook

**SAFETY:** Stage placed in corner  
 Note: one brown ball and one black ball will each be placed under a cup. RO will mix each up in an attempt to create a random reveal.





# International Revolver Championship

May 31 - June 2, 2013



## What's the Best Way?

### Stage 3

**START POSITION:** Standing in a box, loaded gun in holster, hands above respective shoulders.

**STAGE PROCEDURE:**

At signal, engage T1-T4 with two rounds each, then engage the center stop plate. You must engage at least one target from Box A and at least one from Box B before engaging any targets from Box C. The stop plate must be engaged from Box C only. Shoot 3 strings and throw the worst one out.

**SCORING:**

Shots unlimited; 27 rounds min., 3 strings. 5 steel targets.

**TARGETS:**  
**SCORED HITS:**

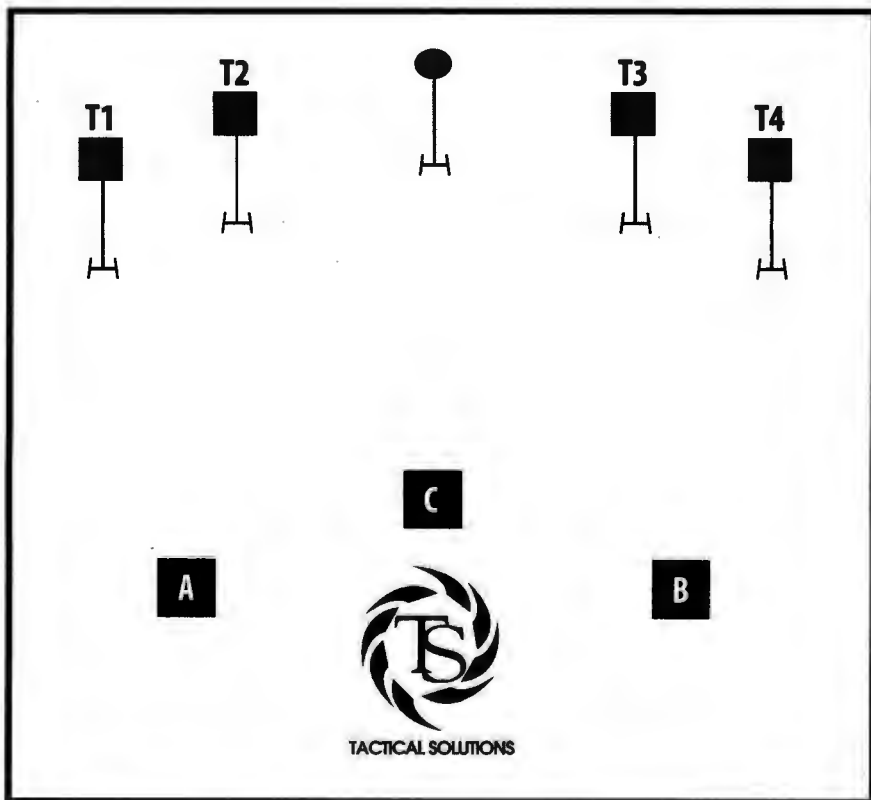
Steel must be hit to score.

**START/STOP:**

Audible / Last shot.


**PENALTIES:**

Per the ICORE rulebook. Foot faults, procedural, and misses +5 seconds per occurrence. Stop plate miss +30 seconds.





North Valley Shooters Association  
**What next?**  
 Course Designer: Ty Hamby,



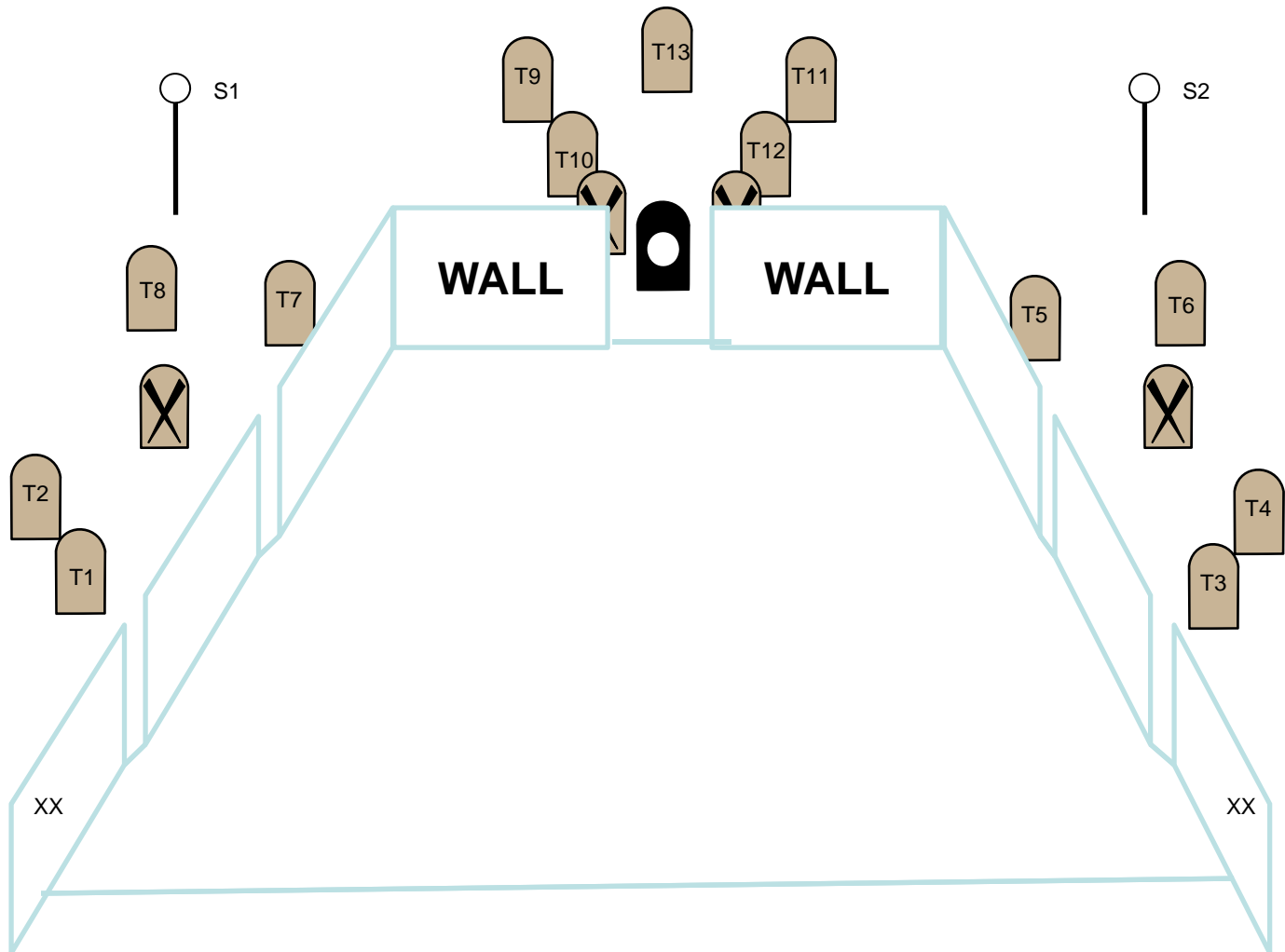
**STAGE PROCEDURE:** In any order, Engage targets from within the shooting area.

**START POSITION:** Standing in shooting area hands on XX, gun loaded and holstered.

**STRINGS:** 1  
**SCORING:** Shots Unlimited 28 rounds min.  
**TARGETS:** 13 ICORE, 4 NT, 2 falling steel  
**RANGE** 2-25 yards  
**SCORED HITS:** Best 2 on paper, Steel must fall  
**START-STOP:** Audible - Last shot  
**RULES:** Current ICORE Rulebook

**SAFETY:** Stage placed in corner

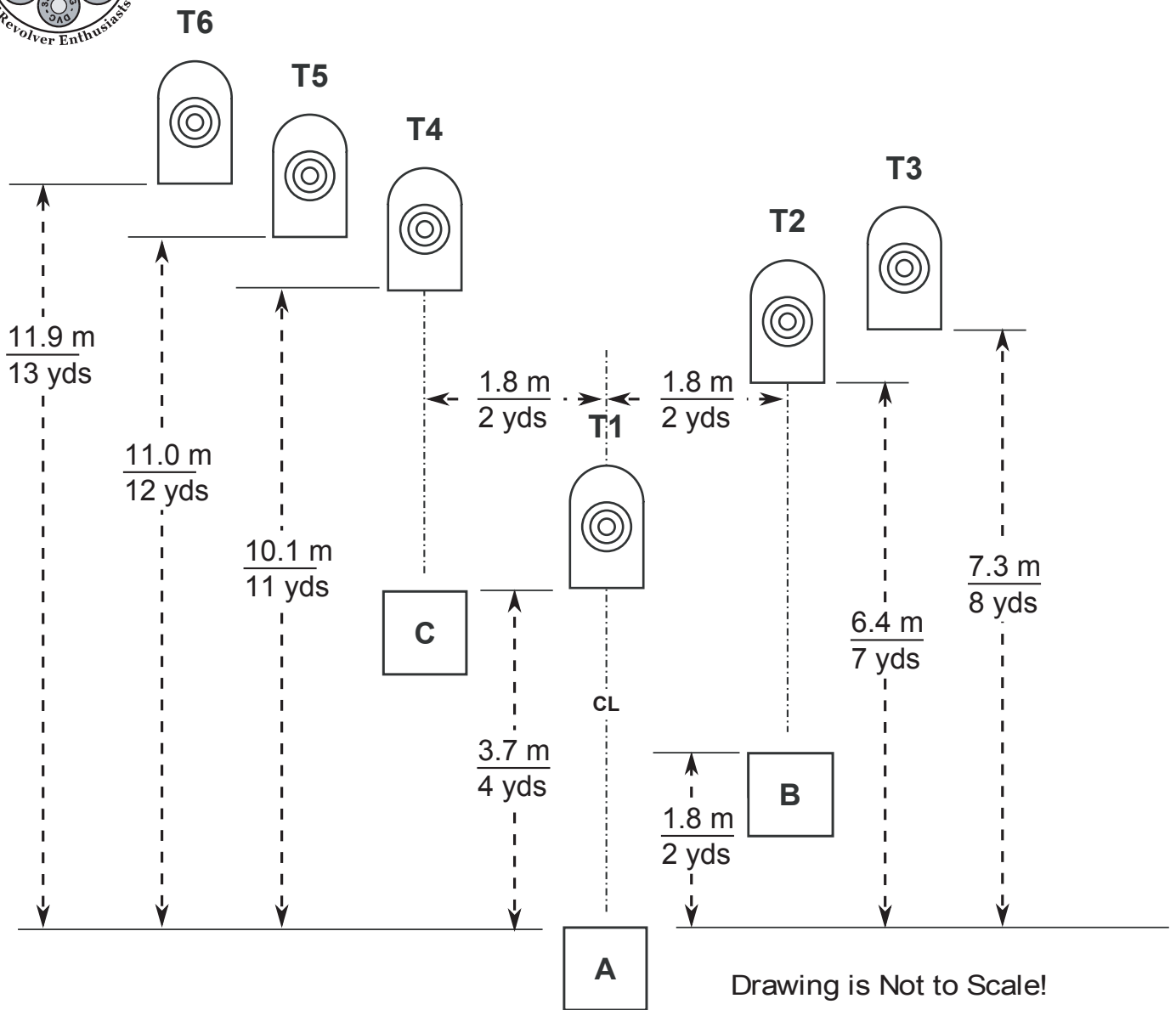
T13 Must be shot through hole in Hard Cover Target





# Triple Fade

**CS-038**  
Designed by  
Ron Oliver



**Start Position:** Standing facing down range in Box A, revolver loaded and holstered, hands relaxed at sides

**Procedure:**

At start signal, from Box A, engage only T1 with only 3 rounds.

Move to Box B and engage only T2 and T3 with only 3 rounds each in any order.

Move to Box C and engage only T4, T5 and T6 with only 3 rounds each in any order.

**Scoring:** Shots Limited

**Targets:** 6 NRA D-1 paper

**Rounds:** 18 maximum

**Start:** Audible

**Stop:** Last shot

**Penalties:** Per the ICORE rulebook. Foot faults, extra shots, extra hits, procedural and misses +5 seconds per occurrence

**Stage Setup:** T1, T2 and T4 aligned with centerlines of respective shooting boxes.

Space targets at 30 cm (12 inches) +/- 5cm (2 inches) between edges of grouped targets.

Set all targets at standard height 1.65 m (5 feet 6 inch) +/- 5cm (2 inches).

Shooting boxes not larger than 1 meter in width.